


Traffic Sign Guide

Step 1: Choose a Size

Traffic Signs are available in a number of different sizes and can be installed easily using pre-drilled mounting holes (3/8" diameter) located 1-1/2" down from the top of the sign and 1-1/2" up from the bottom of the sign. Signs align with U-Channel Posts (sold separately).



Step 2: Choose Your Material

MATERIAL	BENEFITS	THICKNESS	STANDARD GUARANTEE
GOOD Polyethylene	<ul style="list-style-type: none"> Plastic material is lightweight, yet durable. Minimizes vehicular or driver harm if hit. Won't crack, rust or bend due to high density of material. 	.125"	5-Year*
BETTER Steel	<ul style="list-style-type: none"> Heavy-duty 18-gauge steel doesn't bend or diminish even in harsh environments. Great choice for high-wind locations. Galvanized coating resists rust. 	.050"	5-Year*
BEST Aluminum	<ul style="list-style-type: none"> 30% lighter than steel for easier mounting. Durable material is practical for coastal areas and salt-laden parking lots. Will never rust, guaranteed. 	.063" - .080"	10-Year*

* Add Duroshield Topcoat and Get a **Lifetime Guarantee!** (see step 4, next page)

Step 3: Choose a Reflectivity



REFLECTIVITY	BENEFITS	REFLECTIVE VISIBILITY
GOOD Engineer-Grade Reflective	<ul style="list-style-type: none"> Standard grade reflectivity - 100x brighter than a non-reflective sign. Visible even in the darkest, gloomiest conditions. Great choice for parking lots and driveways. 	500 Ft.
BETTER High-Intensity Reflective	<ul style="list-style-type: none"> Meets proposed MUTCD regulations. 3x brighter than Engineer-Grade Reflective for increased visibility. Provides optimal reflectivity for highways, roadways, and other high-traffic areas. 	1000 Ft.

Step 4: Add Lifetime Protection with Duroshield Topcoat

Why does your traffic sign need Duroshield Topcoat?

- **UV-Guarded** – Protect your message from fading, chipping, rusting, and cracking for the highest level of safety.
- **Graffiti-Resistant** – Duroshield is your best defense against solvents and chemicals. Just wipe graffiti right off - without ruining the sign face or your message.
- **Guaranteed for Life** – Pay \$9.99 upfront and never worry about sign replacement costs again. We guarantee your traffic sign won't fail during its lifetime or it's for free.

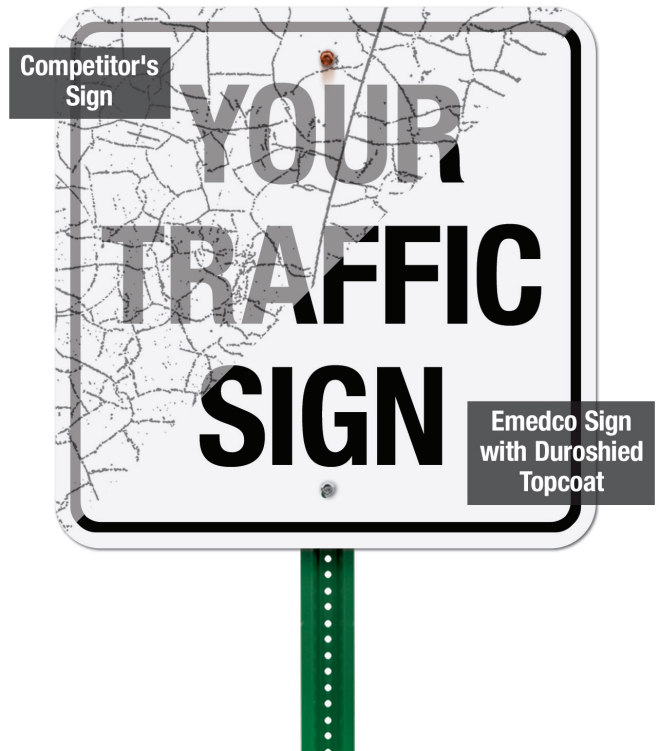
LIFETIME GUARANTEE

DUROSHIELD SIGN TOPCOAT

Your best defense against fading, graffiti & chemicals.
Upgrade and save - never pay replacement costs again.

Only \$9.99 per sign!


Signs are guaranteed to last or we'll replace them **FREE!**



Step 5: Don't Forget Your Sign Posts

Make sign installation a breeze with a Sign Post Kit:

- Includes 1 U-Channel sign post (choose from Green Durable Dry-Coat or Galvanized Steel), 2 bolts, 2 nuts, 4 washers
- Post lengths: 6 feet, 8 feet, 10 feet



For our full range of Traffic signs, check out emedco.com