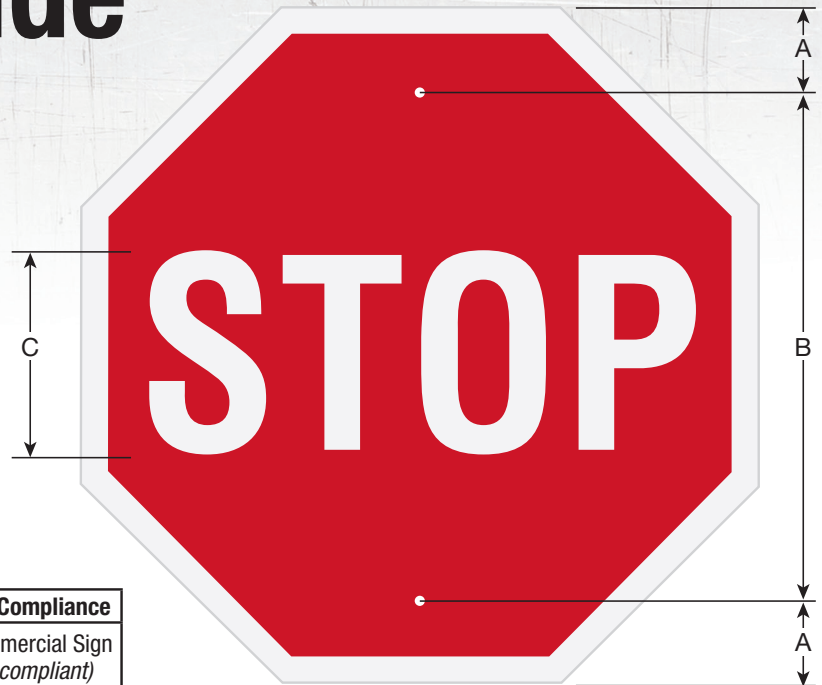


Stop Sign Guide

Step 1: Pick Your Size

Signs come pre-drilled with two 3/8" diameter mounting holes for easy installation. Mounting holes line up with U-Channel Posts. (Sold separately)



Stop Sign Configuration:

SIGN SIZE	A	B	C	MUTCD Code Compliance
18" x 18"	1-1/2"	15"	5-1/4"	Off-Street Commercial Sign (not MUTCD compliant)
24" x 24"	1-1/2"	18"	8"	Minimum Size
30" x 30"	1-1/2"	24"	10"	Conventional Road
36" x 36"	1-1/2"	30"	12"	Expressway

Why Is Bigger Better?




When it comes to signage, few things are more effective for increasing visibility than selecting a larger sign. In the case of stop signs and their importance to traffic and parking, bigger is definitely better. According to one study conducted by the U.S. Department of Transportation's Federal Highway Administration (USDOT-FHWA), simply increasing stop sign size by a mere six inches – from 24" to 30" – helped reduce crashes by 75 percent! Size matters, and drivers need to see a sign to obey it!

Step 2: Choose Your Material

MATERIAL	BENEFITS	THICKNESS	STANDARD GUARANTEE
GOOD Polyethylene	<ul style="list-style-type: none"> • Lightweight, durable plastic. • High density material won't crack, rust or bend. • Reduces injury and damage if struck. 	.125"	*5-Year
BETTER Steel	<ul style="list-style-type: none"> • 18-gauge steel resists bending and stands up to abusive conditions. • Galvanized coating prevents rust. • Great for high-wind outdoor applications. 	.050"	*5-Year
BEST Aluminum	<ul style="list-style-type: none"> • 30% lighter than steel for easier mounting. • Guaranteed never to rust. • Excellent choice for coastal areas or salt-covered parking lots. 	.063" - .080"	*10-Year

* Add Duroshield Topcoat and Get a **Lifetime Guarantee!** (see step 4, below)

Step 3: Choose Your Reflectivity

REFLECTIVITY	BENEFITS	MAXIMUM VISIBILITY	MUTCD COMPLIANT
 GOOD Engineer-Grade Reflective	<ul style="list-style-type: none"> • Standard grade reflectivity - 100x brighter than a non-reflective sign. • 3M Scotchlite reflective sheeting makes signs extra visible when light hits their surface. • Ideal for parking lots and driveways. 	500 Ft.	
 BETTER High-Intensity Reflective	<ul style="list-style-type: none"> • 3X brighter than Engineer-Grade Reflective for increased visibility. • Enhanced visibility when viewed at an angle. • Recommended by MUTCD as the best practice reflective option for roadways and other high traffic areas. 	1000 Ft.	✓
 BEST Maximum-Intensity Reflective	<ul style="list-style-type: none"> • The brightest and most reflective sign material available (6x brighter than conventional signs). • Retro-reflective diamond grade surface reflects at angles approaching 90 degrees and returns nearly 60% of light received. • Ideal for dangerous corners/intersections where accidents frequently occur. • Exceeds all MUTCD requirements. 	1500 Ft.	✓



Step 4: Get Added Protection from Duroshield Topcoat

Why add a Duroshield Topcoat* to your stop sign?

- **Lifetime Guarantee** – For just \$9.99, we guarantee your stop sign won't fail during it's lifetime – or we'll replace for free.
- **UV-Guarded** – Signs will never fade, chip, rust or crack so your message is always clear and easy to read for the highest level of safety.
- **Graffiti-Resistant** – Solvents and chemicals will not ruin the sign face. Just wipe graffiti right off- with no damage to your message.


*Available for 18" x 18" and 24" x 24" stop signs only.



Step 5: Don't Forget Your Sign Posts

Easily install your stop sign with a Sign Post Kit:

- Includes 1 U-Channel sign post (choose from Green Durable Dry-Coat or Galvanized Steel), 2 bolts, 2 nuts, 4 washers
- Post lengths: 6 feet, 8 feet, 10 feet



Check out our range of Stop Signs [here](#)